



PALLET MULE

RELIABLE PRODUCTS AND SERVICE



SKID TRUCK

- 4 load wheels to balance load
- Multiple lowered heights to better fit application
- Reinforced deck surface
- 7 gauge deck material for strength.
- Extensive use of ductile cast iron parts,
- Heavy 7 gauge steel in major structural components
- Solid steel push rods instead of the standard tubular steel design
- Premium polyurethane wheels on an aluminum core (Steel Wheels Available)
- Sealed bearings provide reduced rolling resistance and longer life




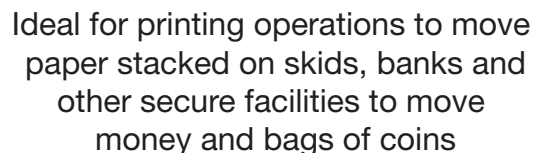
PALLET MULE Skid Pallet Jack are the right choice for any industry using skids rather than standard pallets, particularly in high usage, mission critical operations where down-time can be very costly. Examples of specific applications for the Skid Pallet Jack are printing operations for moving cut paper, banks and other secure facilities for moving money and coins in bags as well as monument companies for moving slabs of stone.

Pallet Mule All American Pallet Jack are built heavier and more durable than the lower cost import pallet jacks to withstand the demands of continuous daily use. They are designed and built to perform safely and consistently all day every day and are supported by the most professional service and support in the industry. Don't just settle for any pallet jack!

Wesley International
3680 Chestnut Street
Scottsdale, GA 30079

BY
WESLEY
INTERNATIONAL


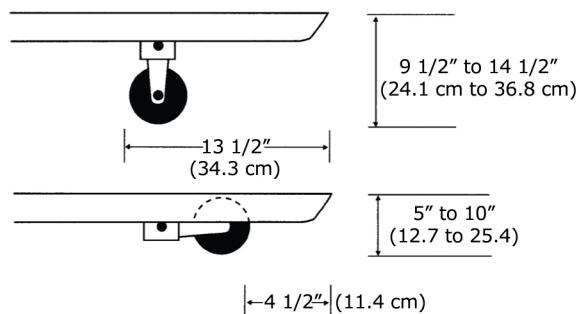
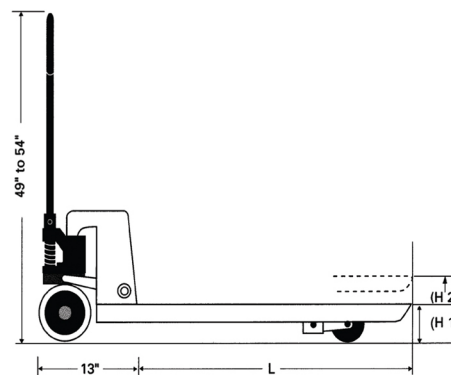
Sales: 800-241-2869
Fax: 404-292-8469
sales@wesleyintl.com
www.wesleyinternational.com



SKID TRUCKS
5000# (2,272.7 kg)

Load Capacity	5000# (2,272.7 kg)
Fork Heights: Lowered (H 1).....	5", 6", 7", 8" 9", 10" (12.7, 15.2, 17.8, 20.3, 22.9 cm)
Raised (H 2)	9 1/2", 10 1/2", 11 1/2", 12 1/2", 13 1/2", 14 1/2" (24.1, 26.7, 29.2, 31.8, 34.3, 36.8 cm)
Standard Widths Across Forks (A).....	27", 24", 20", 18" (68.6, 61.0, 50.8, 45.7 cm)
Standard Fork Lengths (L)	24" to 48" in 2" increments (61.0 cm to 121.9 cm in 5.1 cm Increments)
Load Wheels	5" (12.7 cm) Lowered Height Dual 5" X 2" (12.7 X 5.1 cm) Phenolic Wheels
.....	6" (15.7 cm) through 10" (25.4 cm) Lowered Height Dual 6" X 2" (15.2 X 5.1 cm) Phenolic Wheels
Steer Wheels	8" (20.3 cm) x (5.1 cm) Polyurethane
Approximate Weight	5000# (2,272.7 kg) Unit - Typical 250# (113.6 kg)

**Special Lengths, Widths, and Capacities Available.
Polyurethane Load Wheels are Available.**



Wesley International
3680 Chestnut Street
Scottdale, GA 30079

BY
WESLEY
INTERNATIONAL

Sales: 800-241-2869
Fax: 404-292-8469
sales@wesleyintl.com
www.wesleyinternational.com